



## 2024 BAR STATISTICS & SUMMARIES

1100 Alakea Street, Suite 1000  
Honolulu, HI 96813  
[WWW.HSBA.ORG](http://WWW.HSBA.ORG)

## MEMBERSHIP BREAKDOWN



## TOTAL MEMBERSHIP

8,327

## Active Attorneys: (Active, Government, Judge)

4,946

## Inactive Attorneys: (Voluntary/Pro Bono)

3,381

## TOTAL ATTORNEYS IN HAWAII: (Active &amp; Inactive)

## Oahu Attorneys:

4,752

## Maui Attorneys:

350

## Kauai Attorneys:

132

## East Hawaii Attorneys:

236

## West Hawaii Attorneys:

180

## ACTIVE STRUCTURE OF PRACTICE

3,884

## In House Counsel

334

## Solo

1,197

## Firms 2-5 Attorneys

661

## Firms of 6-14 Attorneys

460

## Firms of 15 or More

771

## Non-Legal Entity

118

## Government

128

## Not Applicable

215

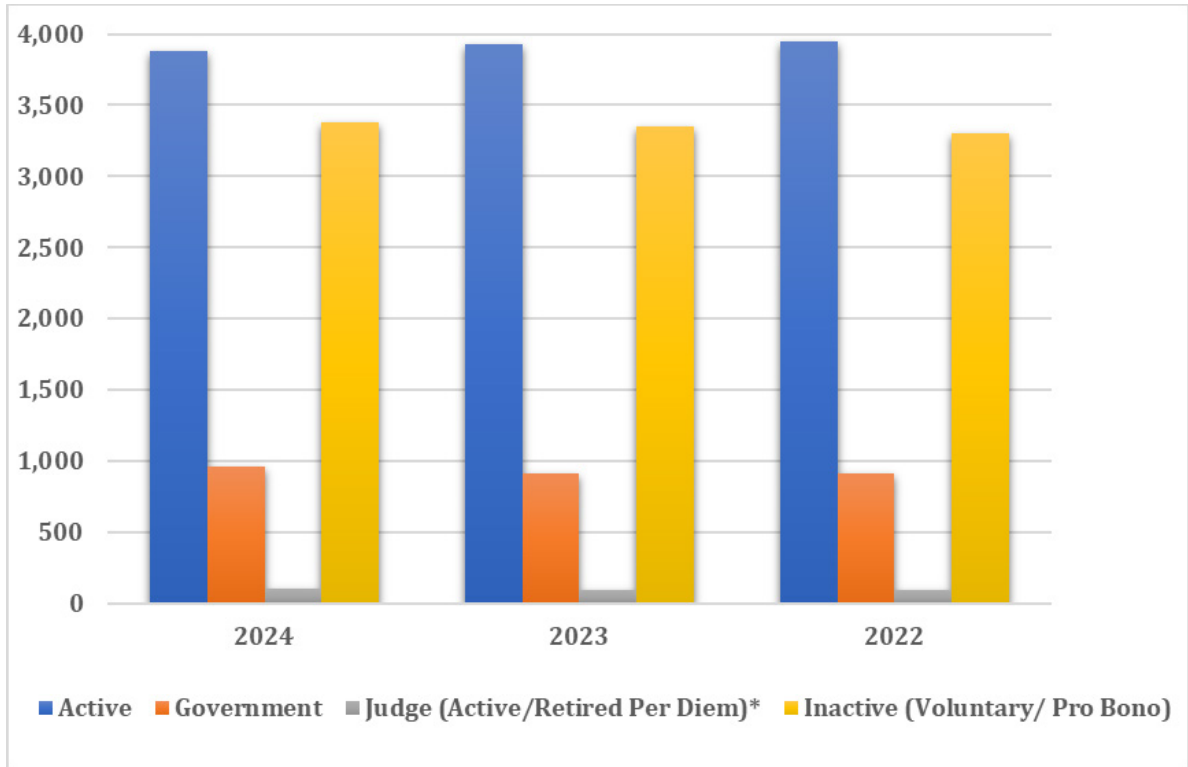
## JUDGES:

103 (Including 5 Retired Per Diem Judges)

## GOVERNMENT ATTORNEYS:

959

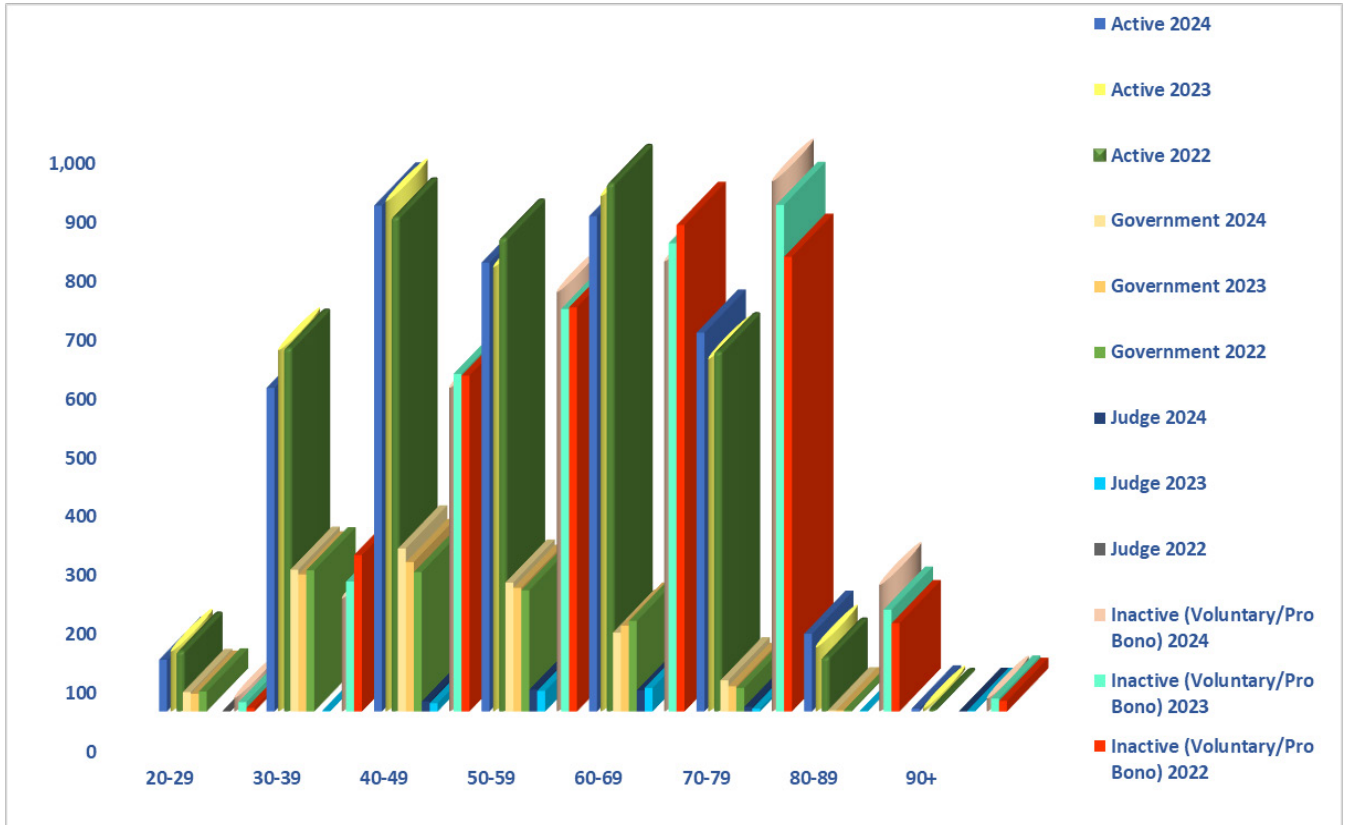
# 2024 ACTIVE MEMBERS' STRUCTURE OF PRACTICE



		Total	Women	Total in Hawaii	Women in Hawaii	Total under 5	Hawaii Women under 5	Total 5+	Hawaii Women 5+
<b>Active</b>	<b>2024</b>	3,884	1,422	3,149	1,165	214	104	3,670	1,061
	<b>2023</b>	3,927	1,437	3,201	1,177	238	116	3,689	1,061
	<b>2022</b>	3,951	1,422	3,258	1,181	245	104	3,706	1,077
<b>Government</b>	<b>2024</b>	959	466	875	424	70	39	889	385
	<b>2023</b>	918	446	840	407	56	24	862	383
	<b>2022</b>	913	435	831	394	61	29	852	365
<b>Judge (Active/Retired Per Diem)*</b>	<b>2024</b>	103	47	101	46			103	46
	<b>2023</b>	99	47	98	46			99	46
	<b>2022</b>	97	44	96	44			97	44
<b>Total</b>	<b>2024</b>	4,946	1,935	4,125	1,635	284	143	4,662	1,492
	<b>2023</b>	4,944	1,930	4,139	1,630	294	140	4,650	1,490
	<b>2022</b>	4,961	1,901	4,185	1,619	306	133	4,655	1,486
<b>Inactive (Voluntary/Per Diem/Pro Bono)</b>	<b>2024</b>	3,381	1,539	1,525	715	45	23	3,336	692
	<b>2023</b>	3,347	1,526	1,473	687	37	20	3,310	667
	<b>2022</b>	3,298	1,507	1,408	675	33	15	3,265	660
<b>Grand Total</b>	<b>2024</b>	<b>8,327</b>	<b>3,474</b>	<b>5,650</b>	<b>2,379</b>	<b>329</b>	<b>195</b>	<b>7,998</b>	<b>2,184</b>
	<b>2023</b>	<b>8,291</b>	<b>3,456</b>	<b>5,612</b>	<b>2,317</b>	<b>331</b>	<b>160</b>	<b>7,960</b>	<b>2,157</b>
	<b>2022</b>	<b>8,259</b>	<b>3,408</b>	<b>5,593</b>	<b>2,294</b>	<b>339</b>	<b>148</b>	<b>7,920</b>	<b>2,146</b>

\* Judge - Including 5 Retired Per Diem Judges for 2024  
 - including 7 Retired Per Diem Judges for 2023  
 - including 11 Retired Per Diem Judges for 2022

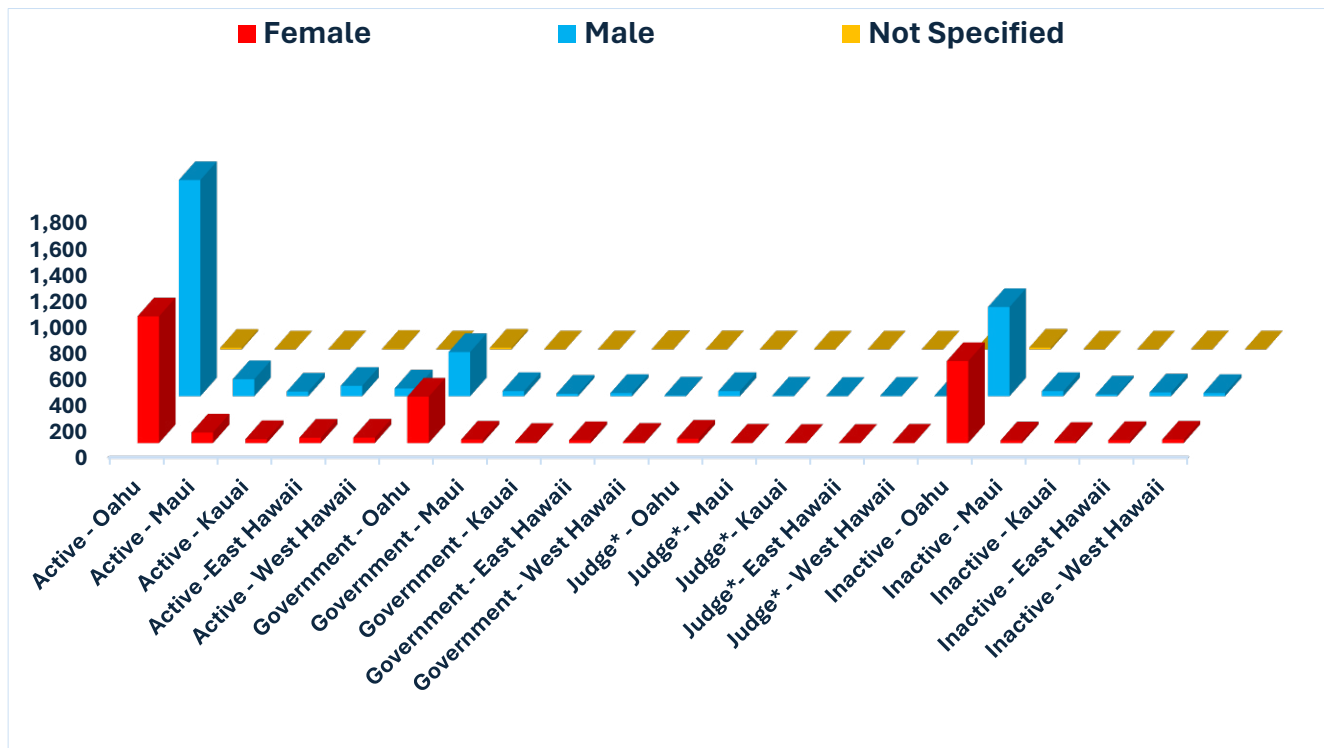
# 2024 AGE STATISTICS



AGE	20-29	30-39	40-49	50-59	60-69	70-79	80-89	90+	Total Members
Active 2024	88	550	860	763	842	644	132	5	3,884
Active 2023	102	614	867	755	876	599	109	5	3,927
Active 2022	100	615	838	802	895	609	90	2	3,951
Government 2024	33	241	277	219	134	53	2		959
Government 2023	30	233	254	210	146	43	2		918
Government 2022	34	240	237	206	154	40	2		913
Judge 2024		1	17	37	38	9	1		103
Judge 2023			17	37	36	8		1	99
Judge 2022		1	14	35	40	5	1	1	97
Inactive (Voluntary/Pro Bono) 2024	23	192	550	713	765	901	215	22	3,381
Inactive (Voluntary/Pro Bono) 2023	16	221	574	684	796	861	173	22	3,347
Inactive (Voluntary/Pro Bono) 2022	6	266	571	687	827	773	150	18	3,298
<b>TOTAL 2024</b>	<b>144</b>	<b>984</b>	<b>1,704</b>	<b>1,732</b>	<b>1,779</b>	<b>1,607</b>	<b>350</b>	<b>27</b>	<b>8,327</b>
<b>TOTAL 2023</b>	<b>148</b>	<b>1,068</b>	<b>1,712</b>	<b>1,686</b>	<b>1,854</b>	<b>1,511</b>	<b>284</b>	<b>28</b>	<b>8,291</b>
<b>TOTAL 2022</b>	<b>140</b>	<b>1,122</b>	<b>1,660</b>	<b>1,730</b>	<b>1,916</b>	<b>1,427</b>	<b>243</b>	<b>21</b>	<b>8,259</b>

\* Judge - Including 5 Retired Per Diem Judges for 2024  
 - including 7 Retired Per Diem Judges for 2023  
 - including 11 Retired Per Diem Judges for 2022

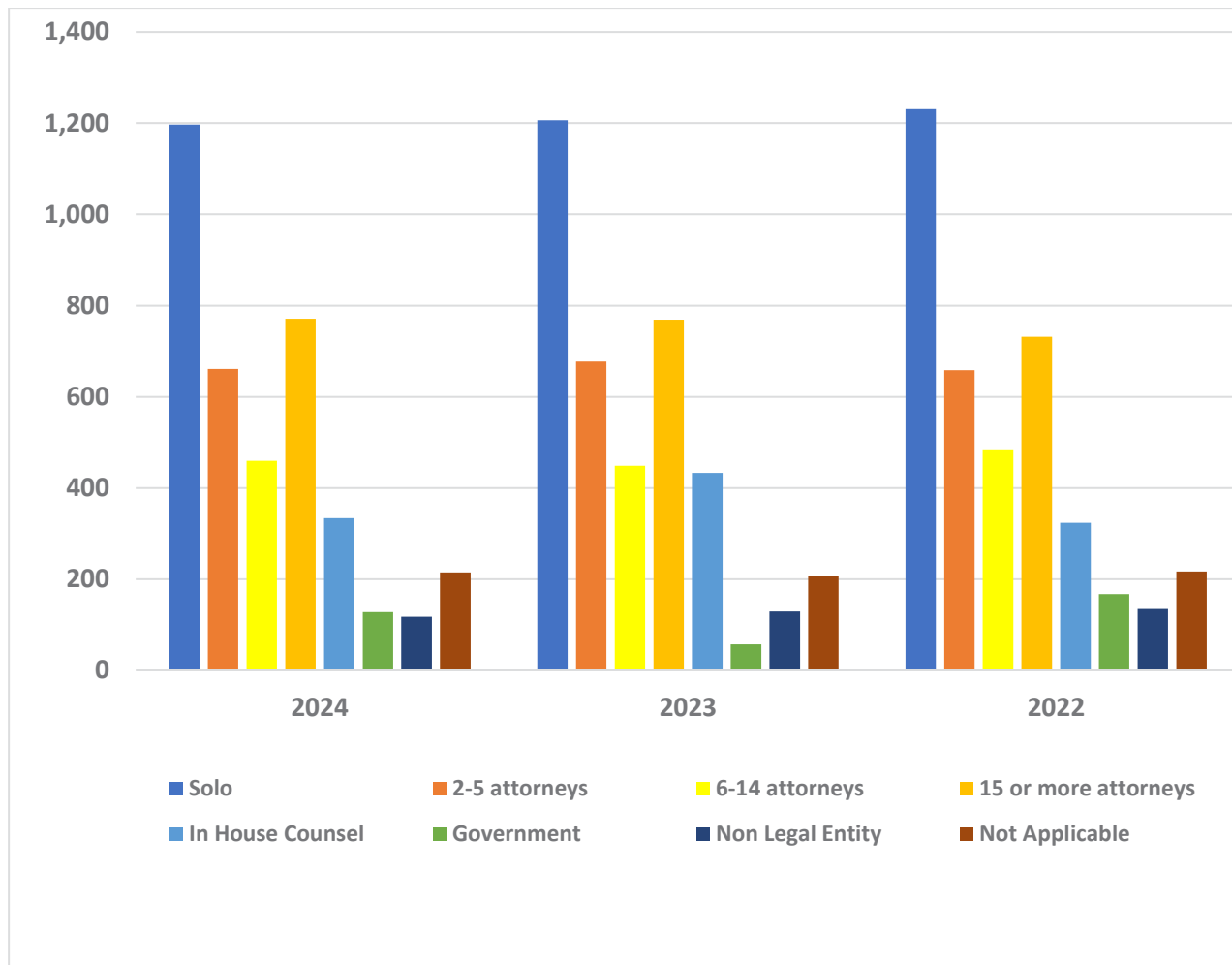
# 2024 CLASSIFICATION REPORT BY GENDER PER ISLAND



			Oahu				Total		East Hawaii				Total		
			Active	Gov't	Judge*	Inactive (Voluntary/ Pro Bono/ Per Diem)			Active	Gov't	Judge*	Inactive (Voluntary/ Pro Bono/ Per Diem)			
Oahu	2024	Female	971	356	34	628	1,989	East Hawaii	2024	Female	41	22	2	23	88
		Male	1,657	339	40	684	2,720			Male	80	25	4	30	139
		NS	13	14	1	15	43			NS	5	3		1	9
	2023	Female	978	343	35	603	1,959	East Hawaii	2023	Female	45	19	2	22	88
		Male	1,693	323	37	656	2,709			Male	76	25	4	33	138
		NS	13	13	1	16	43			NS	6	3		1	10
	2022	Female	979	326	35	588	1,928	East Hawaii	2022	Female	41	20	2	19	82
		Male	1,728	328	38	633	2,727			Male	81	26	4	30	141
		NS	21	12	1		34			NS	7	1		1	9
Maui	2024	Female	81	27	4	21	133	West Hawaii	2024	Female	42	10	4	27	83
		Male	131	40	5	40	216			Male	60	6	2	25	93
		NS		1			1			NS	1	2		1	4
	2023	Female	80	27	3	22	132	West Hawaii	2023	Female	43	8	4	25	80
		Male	135	41	5	40	221			Male	62	6	2	23	93
		NS		2			2			NS	2	1		1	4
	2022	Female	84	29	2	20	135	West Hawaii	2022	Female	45	8	3	28	84
		Male	127	45	5	40	217			Male	68	6	2	16	92
		NS	1				1			NS	3	1			4
Kauai	2024	Female	30	9	2	16	57	Total	2024	Female	1,165	424	46	715	2,350
		Male	36	20	3	14	73			Male	1,964	430	54	793	3,241
		NS	1	1			2			NS	20	21	1	17	59
	2023	Female	31	10	2	15	58	Total	2023	Female	1,177	407	46	687	2,317
		Male	36	18	3	16	73			Male	2,002	413	51	768	3,234
		NS	1	1			2			NS	22	20	1	18	61
	2022	Female	32	10	2	16	60	Total	2022	Female	1,181	393	44	671	2,289
		Male	40	18	2	17	77			Male	2,044	423	51	736	3,254
		NS	1	1			2			NS	33	15	1	1	50

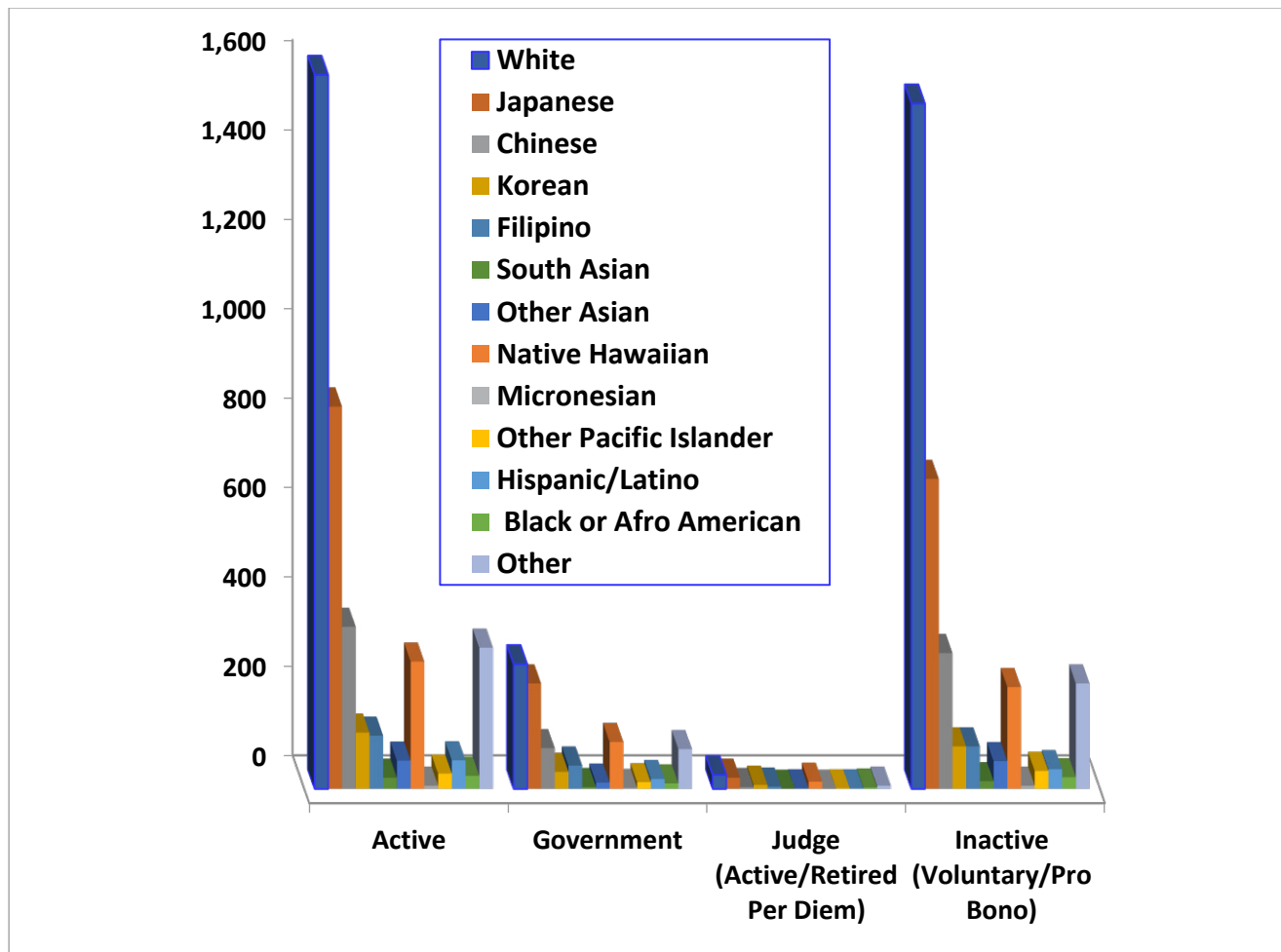
\* Judge - Including 5 Retired Per Diem Judges for 2024  
 - including 7 Retired Per Diem Judges for 2023  
 - including 11 Retired Per Diem Judges for 2022

# 2024 ACTIVE MEMBERSHIP STRUCTURE



	2024	2023	2022
<b>Solo</b>	1,197	1,206	1,233
<b>2-5 attorneys</b>	661	677	658
<b>6-14 attorneys</b>	460	449	485
<b>15 or more attorneys</b>	771	769	732
<b>In House Counsel</b>	334	433	324
<b>Government</b>	128	57	167
<b>Non Legal Entity</b>	118	129	135
<b>Not Applicable</b>	215	207	217
	<b>3,884</b>	<b>3,927</b>	<b>3,951</b>

# 2024 ETHNICITY SUMMARY

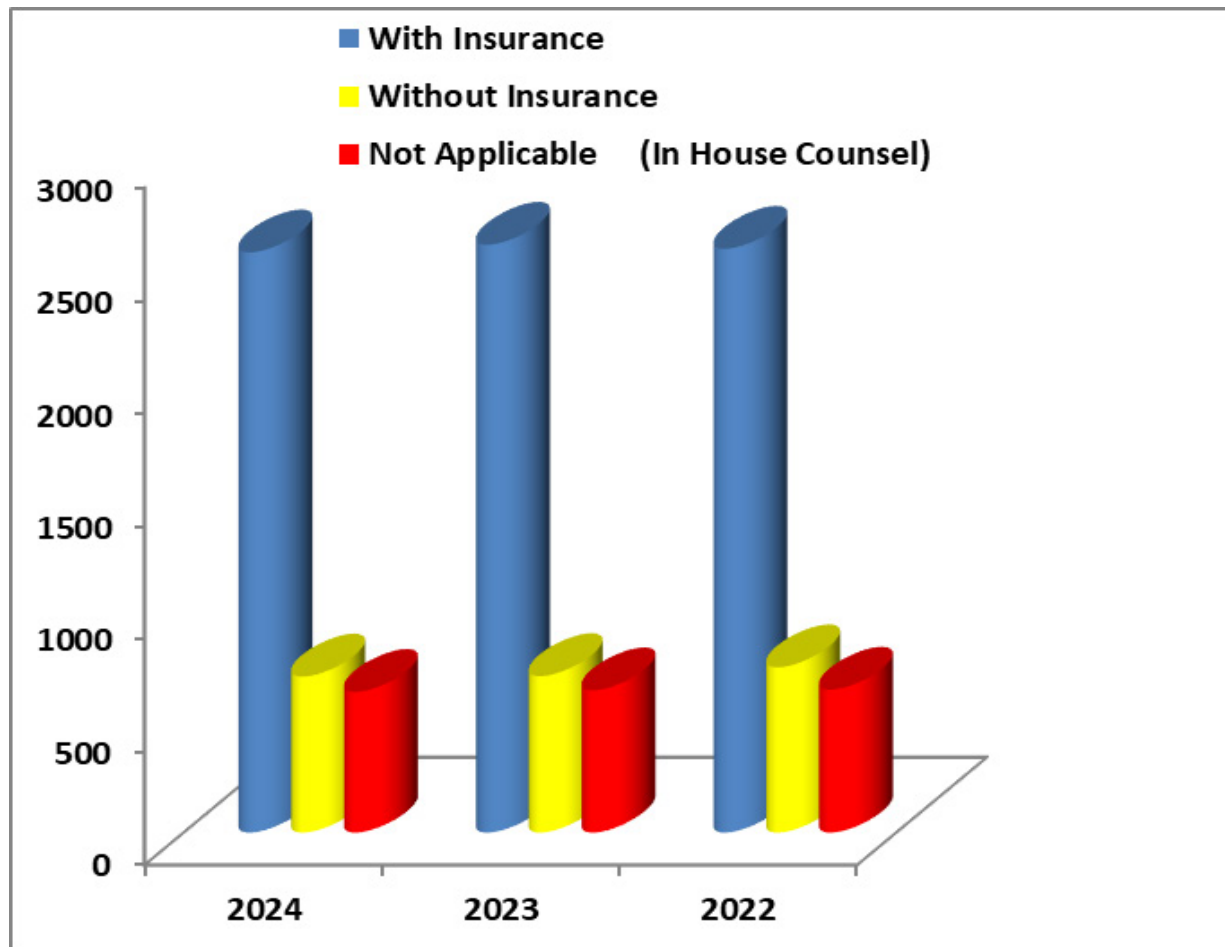


	White			Japanese			Chinese			Korean			Filipino			South Asian			Other Asian			Native Hawaiian		
	F	M	NS	F	M	NS	F	M	NS	F	M	NS	F	M	NS	F	M	NS	F	M	NS	F	M	NS
Active	473	1,114	10	341	512	3	125	237	1	60	66		64	54	1	8	16	1	34	28	1	148	136	1
Government	123	153	3	126	108	2	47	43	1	18	19	1	21	27	4	2	2		11	3		56	47	2
Judge(Active/Per Diem)	13	18		12	13		2	2		3	6		1	4					1			11	4	1
Inactive (Voluntary/Pro Bono)	603	923	7	322	365	7	157	145	2	55	39	1	51	42	2	11	6		34	28		132	95	1
<b>TOTAL</b>	<b>3,440</b>			<b>1,811</b>			<b>762</b>			<b>268</b>			<b>271</b>			<b>46</b>			<b>140</b>			<b>634</b>		

	Micronesia			Other Pacific Island			Hispanic/Latino			Black /Afro America			Other			TOTAL			
	F	M	NS	F	M	NS	F	M	NS	F	M	NS	F	M	NS	F	M	NS	Members
Active	3	4		14	20		19	43	2	13	16		120	189	7	1,422	2,435	27	3,884
Government	1	1		8	7		8	14		3	9		42	39	8	466	472	21	959
Judge(Active/Per Diem)					1			1		1	2		3	4		47	55	1	103
Inactive (Voluntary/Pro Bono)	1	5	1	20	19	1	23	21		15	11		115	110	11	1,539	1,809	33	3,381
<b>TOTAL</b>	<b>16</b>			<b>90</b>			<b>131</b>			<b>70</b>			<b>648</b>			<b>3,474</b>	<b>4,771</b>	<b>82</b>	<b>8,327</b>

\* Judge - Including 5 Retired Per Diem Judges for 2024  
 - including 7 Retired Per Diem Judges for 2023  
 - including 11 Retired Per Diem Judges for 2022

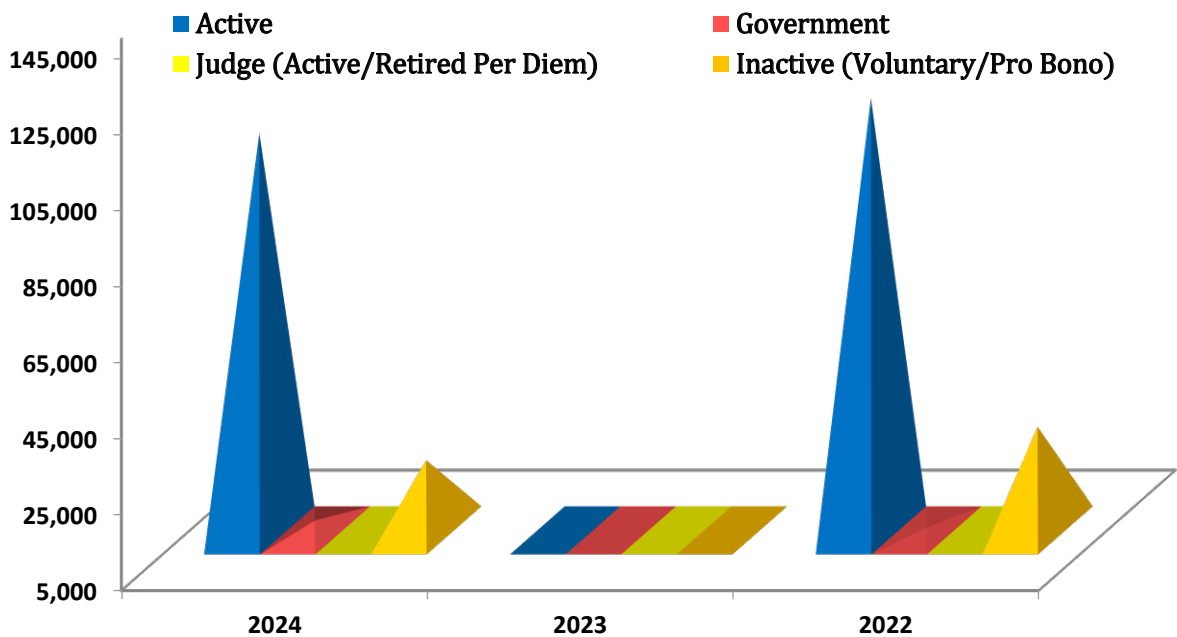
# 2024 INSURANCE INFORMATION



	With Insurance	Without Insurance	Not Applicable (In House Counsel)
2024	2570	691	623
2023	2604	693	630
2022	2586	732	633



# 2024 PRO BONO HOURS



2024	Status	Total # of Members	# of Members Providing Pro Bono		*2023 Pro Bono Hours Reported	Average
	<b>Government</b>	959	202	21%	7,619	37.72
	<b>Judge (Active/Retired Per Diem)</b>	103	27	26%	1,368	50.67
	<b>Active</b>	3,884	2,143	55%	109,416	51.06
	<b>Inactive (Voluntary/Pro Bono/ Per Diem)</b>	3,381	425	13%	23,465	55.21
	<b>Total</b>	<b>8,327</b>	<b>2,797</b>	<b>34%</b>	<b>141,868</b>	<b>50.72</b>

2023	Status	Total # of Members	# of Members Providing Pro Bono		*2022 Pro Bono Hours Reported	Average
	<b>Government</b>	918	168	18%	6,454	38.42
	<b>Judge (Active/Retired Per Diem)</b>	99	27	27%	1,040	38.52
	<b>Active</b>	3,009	2,134	71%	111,553	52.27
	<b>Inactive (Voluntary/Pro Bono/ Per Diem)</b>	4,265	429	10%	23,860	55.62
	<b>Total</b>	<b>8,291</b>	<b>2,758</b>	<b>33%</b>	<b>142,907</b>	<b>51.82</b>

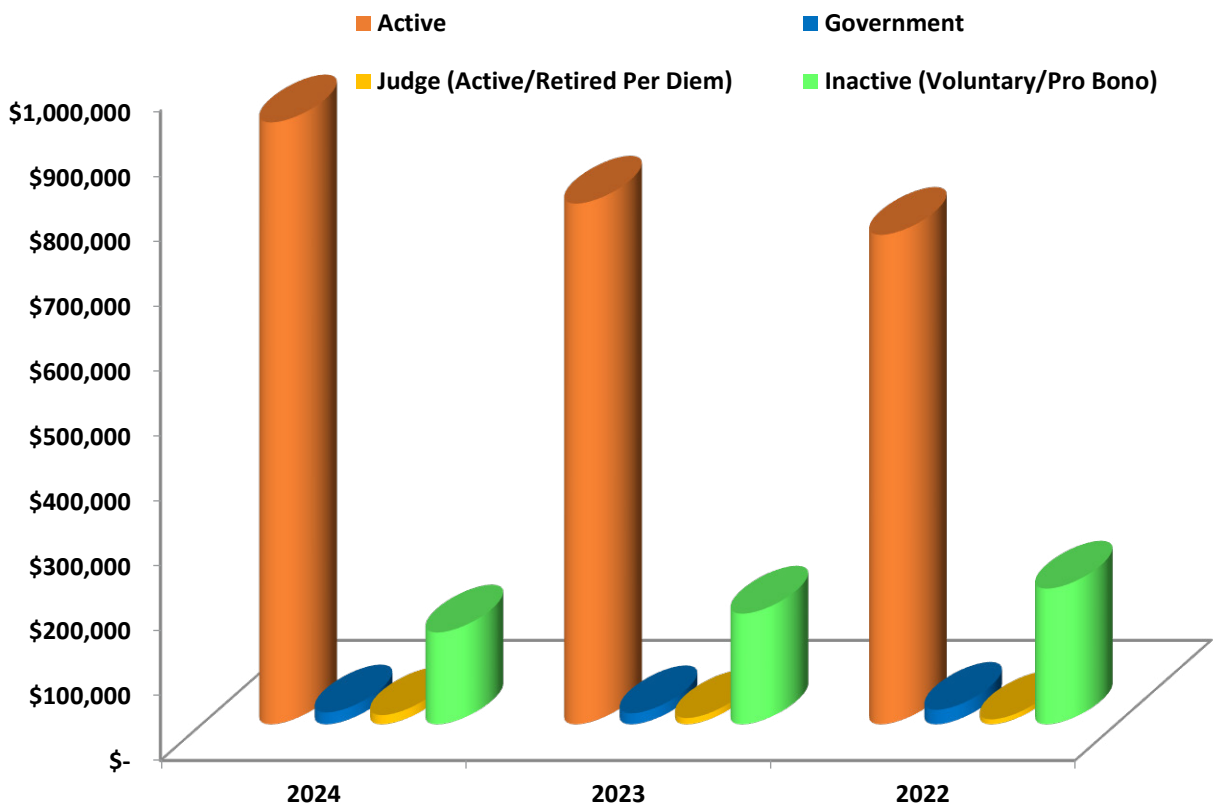
2022	Status	Total # of Members	# of Members Providing Pro Bono		*2021 Pro Bono Hours Reported	Average
	<b>Government</b>	913	167	18%	5,739	34.37
	<b>Judge (Active/Retired Per Diem)</b>	97	30	31%	1,298	43.27
	<b>Active</b>	3,951	2,169	55%	118,565	54.66
	<b>Inactive (Voluntary/Pro Bono/ Per Diem)</b>	3,298	468	14%	32,252	68.91
	<b>Total</b>	<b>8,259</b>	<b>2,834</b>	<b>34%</b>	<b>157,854</b>	<b>55.70</b>

\* Judge - Including 5 Retired Per Diem Judges for 2024

- including 7 Retired Per Diem Judges for 2023

- including 11 Retired Per Diem Judges for 2022

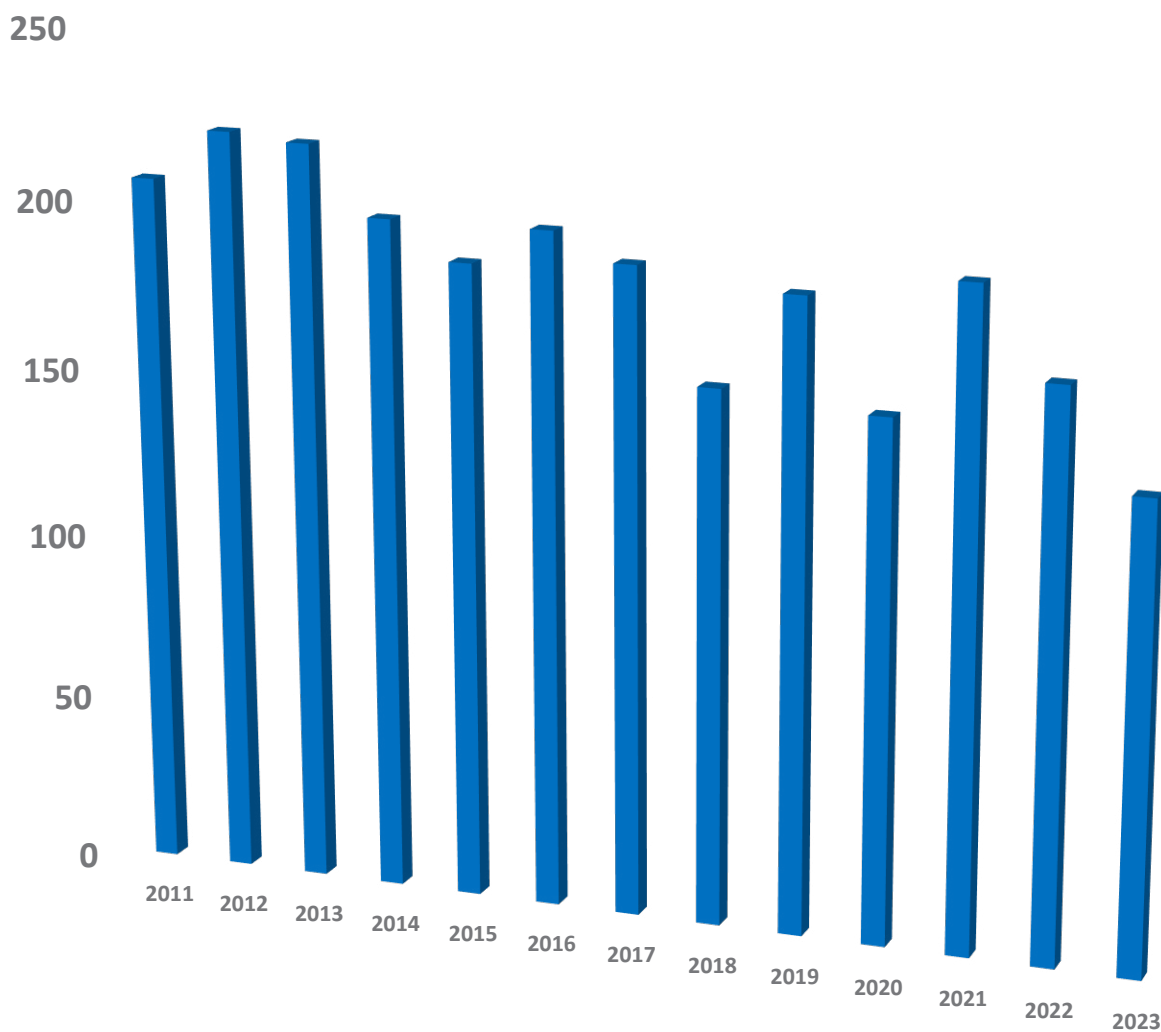
# 2024 PRO BONO FINANCIAL



	2024	2023	2022
Active	\$ 926,490	\$ 801,486	\$ 753,418
Government	\$ 18,295	\$ 16,975	\$ 22,350
Judge (Active/Retired Per Diem)	\$ 14,235	\$ 9,715	\$ 7,685
Inactive (Voluntary/Pro Bono)	\$ 141,358	\$ 170,332	\$ 208,841
<b>TOTAL</b>	<b>\$ 1,102,402</b>	<b>\$ 1,000,531</b>	<b>\$ 992,294</b>

**\* Judge - Including 5 Retired Per Diem Judges for 2024**  
 - including 7 Retired Per Diem Judges for 2023  
 - including 11 Retired Per Diem Judges for 2022

# NUMBER OF NEW ADMITTEES BY LICENSING YEAR



	2011	2012	2013	2014	2015	2016	2017	2018	2019	2020	2021	2022	2023
■ Total # of New Admittees	206	221	219	199	188	199	191	158	186	154	193	167	138
Total # of Members	7,342	7,387	7,497	7,660	7,676	7,806	7,881	7,991	8,055	8,111	8,130	8,259	8,291

# LRIS

LAWYER REFERRAL & INFORMATION SERVICE

[WWW.HAWAII.LAWYERREFERRAL.COM](http://WWW.HAWAII.LAWYERREFERRAL.COM)

# CLE

Continuing Legal Education

*YOUNG LAWYERS  
DIVISION*

*SENIOR COUNSEL  
DIVISION*

For additional membership information,  
please contact the HSBA at (808) 537-1868  
or visit us at [www.hsba.org](http://www.hsba.org).

Mahalo.

